



### District Report Card: 2017


<b>State:</b> Telangana	<b>District:</b> RAJANNA
<b>Class:</b> 8	<b>Subject:</b> Language
<b>Schools:</b> 51	<b>Students:</b> 1077


### Participation/Coverage


#### Students

<b>GENDER</b> 	Boys		Girls	
	Number	%	Number	%
	397	36.86	680	63.14

<b>AREA</b> 	Rural		Urban	
	Number	%	Number	%
	940	87.28	137	12.72

<b>CATEGORY</b> 	SC		ST		OBC		GEN	
	Number	%	Number	%	Number	%	Number	%
	308	28.60	82	7.61	654	60.72	33	3.06

<b>CWSN</b> 	LD	VI	HI	S&LD	ID	Oth
	3	0	2	0	3	25

<b>MANAGEMENT</b> 	Government		Government-aided	
	Number	%	Number	%
	1076	99.91	1	0.09

### Average Performance of Students in Language (%)

Overall	Gender		Area		Management		Social Group			
	Male	Female	Rural	Urban	Govt.	Aided	SC	ST	OBC	GEN
52.49	52.44	52.51	53.57	45.01	52.51	26.67	50.13	47.97	53.75	60.61

## Performance on Learning Outcomes (LOs)

Learning Outcomes	Description	Average Performance(%)
L813	Read textual/non-textual materials with comprehension and identifies the details, characters, main idea and sequence of ideas and events while reading	52.49

Range of Performance of Students who Answered Correctly							
Below 30%		30% - 50%		50% - 75%		Above 75%	
Number	%	Number	%	Number	%	Number	%
182	16.90	316	29.34	404	37.51	175	16.25

## Lowest Performing Learning Outcomes (LOs)

1 - Read textual/non-textual materials with comprehension and identifies the details, characters, main idea and sequence of ideas and events while reading (52.49)